



# **Product Catalogue**

## **Standard Range**

[www.millsormistonrubber.com.au](http://www.millsormistonrubber.com.au)

# History of Mills Ormiston Rubber Pty Ltd.

Mills Rubber started in Clayton, Melbourne in 1947 and quickly grew to become the leader in the then relatively new polymer of silicone, manufacturing extruded and moulded parts. This commitment to new and innovative products and processes enabled Mills Rubber to grow into one of the major suppliers to the Australian automotive and white good sectors.

Ormiston Rubber Co. Pty Ltd started in Moonee Ponds Melbourne in 1937 to manufacture rubber tennis & squash balls and other consumer goods. Ormiston Rubber Co Pty Ltd origins can be traced back to 1876 when Barnet Glass migrated from Manchester, England and established Barnet Glass Rubber in Carlton. Household names followed in the famous PC49 glue and Ormiston Erasers. As markets changed, Ormiston Rubber Co Pty Ltd business evolved into the supply of industrial moulded and extruded rubber products drawing upon its extensive organic rubber compound base and knowledge.

With the coming together of these two iconic Australian businesses in October 2014, Mills Ormiston Rubber Pty Ltd (trading as MOR Industries) was formed. The merger represents a major commitment from the families associated with the two foundation business to the future of Australian manufacturing.



## Mills Ormiston Rubber Pty Ltd.



# Index



Mills Ormiston Rubber Pty Ltd Special Grade Products . . . . .	4
Mills Ormiston Rubber Pty Ltd Materials . . . . .	5
Mills Ormiston Rubber Pty Ltd Flammorguard. . . . .	6-7
Extruded EPDM Rubber Sections. . . . .	8-13
Channel Rubbers . . . . .	8-9
Windscreen Strips . . . . .	10
Glazing Channels. . . . .	11
‘H’ Strips . . . . .	11
‘T’ Strips. . . . .	12
‘P’ Strips . . . . .	12
Boat Strips. . . . .	12
Beading Strips . . . . .	12
Miscellaneous . . . . .	13
Cabinet Strips . . . . .	13
Tank Straps . . . . .	13
Extruded EPDM Sponge Sections with adhesive backing . . . . .	14
Extruded EPDM Rubber Sponge Sections . . . . .	15
Docking Rubbers. . . . .	16
Neoprene Rubber Tubing . . . . .	17
Pure Gum Natural Rubber Cord . . . . .	17
Chair Tips - Natural Rubber . . . . .	17
Orange Natural Rubber Tubing. . . . .	18
Red Natural Rubber Tubing . . . . .	18
Chemical Stoppers - Natural Rubber. . . . .	19
Various Moulded Products . . . . .	20
Trolley Bumpers - Natural Rubber . . . . .	21
Bath, Basin and Waste Plugs . . . . .	21
Standard Grommets - Natural Rubber . . . . .	22
Coded Grommets - Natural Rubber . . . . .	23
Product Portfolio . . . . .	24-25
General Properties of Elastomers. . . . .	26
RMA Extrusion Tolerances . . . . .	27



At Mills Ormiston Rubber Pty Ltd, our advanced manufacturing techniques allow us to manufacture silicone and rubber products in a multitude of special grades. These include:

- **High Tear Strength**
- **Conductive Compound**
- **Food Grade Products**
- **Fire Retardant Compounds**
- **Heat Stable Sponge**
- **Platinum Cured**
- **Metal Detectable Compound**
- **Oil and Chemical resistant**
- **High Temperature Resistance**
- **Steam Resistant**
- **Extreme Heat Stability**
- **Mold resistant**
- **Potable Water Compounds**





## Mills Ormiston Rubber Pty Ltd: Materials

Mills Ormiston Rubber Pty Ltd has the ability to manufacture a wide spectrum of thermoset materials. We specialise in “Custom Made” products and can manufacture either short or long production runs. We have ample capacity and offer very quick turn around times.

When you are looking for materials with specific properties for your application, simply contact us for more information.



### Silicone

- 30 - 90 Duro Shore A Hardness
- Temperature rated up to 300°C
- High tear strength
- Colour matching
- Food Grade
- Sponge or solid construction
- Flame & Fire Retardant
- Medical grade

***Natural Rubber***

***EPDM***

***CHLOROPRENE***

***SILICONE***

***NITRILE***



### EPDM

- 40 - 90 Duro Shore A Hardness
- Potable water grades
- Non-staining
- Sponge or Solid construction

***NEOPRENE***

***PVC***

***TPV***

### Neoprene / Nitrile

- Fire I Flame retardant
- Oil and fuel resistant
- Sponge or Solid construction

**Product Description:** FLAMMORGUARD™ EX is a halogen-free flame-retardant sulfur cured EPDM rubber compound designed for HAV extrusion process. It has been developed to meet most fire regulation and safety standards and it has been certified to AFNOR NF F 16-101: 1988, BS 6853: 1999 and has a V-0 rating for flammability safety based on UL94 standard.

**Key Performance  
Properties**

- Halogen Free
- Low toxicity fire gases
- Low density flue gases
- Environmentally friendly
- Non-drip burning
- Non-corrosive fire gases for functional preservation

**Main Features:**

- Temperature resistance range from -35 to 120 °C
- Fire resistance
- UV resistance
- Ozone resistance
- Available in different hardness

**Applications:**

- Public transport (Trains, Trams, Buses, Airplanes ... )
- Construction industry (window sealing profile, glazing ... )
- Automotive industry (weathering profiles, under bonnet sealing ... )
- Insulation and cable industry (cable sealing, cable sleeves ... )
- Mining industry (sealing, Insulators ... )
- Maritime industry (Offshore and onshore)



## Mills Ormiston Rubber Pty Ltd: FLAMMORGUARD™ RANGE

**FLAMMORGUARD™ EX & EM:** Halogen-free fire retardant EPDM rubber for extrusion and moulding {in different hardnesses)


**FLAMMORGUARD™ CX & CM:** Low halogen fire retardant Chloroprene rubber for extrusion and moulding {in different hardnesses)

**FLAMMORGUARD™ SiX & SiM:** Halogen-free fire retardant Silicone rubber for extrusion and moulding {in different hardnesses)

**FLAMMORGUARD™ is a trademark of Mills Ormiston Rubber Pty. Ltd.**
















This information and our technical advice - whether verbal, in writing or by way of trials-are given in good faith but without warranty, and this also applies where proprietary rights of third parties are involved. Our advice does not release you from the obligation to check its validity and to test our products as to their suitability for the intended processes and uses. The application, use and processing of our products and the products manufactured by you on the basis of our technical advice are beyond our control and, therefore, entirely your own responsibility.


















*All sections are approximately 1:1 scale*

	566
	549
	838
	855
	934
	570
	676
	525
	523
	627
	1104
	921
	768
	767

	584
	729
	629
	614
	1007
	569
	2348 (W68)
	558
	1044
	885
	1132
	708
	998
	1019
	1036


	651
	563
	563/1
	661
	949
	590
	933
	915
	568
	977
	978
	652
	609





# Extruded EPDM Rubber Sections

## CHANNEL RUBBERS



All sections are approximately 1:1 scale



1404 (W71)



593



589



600



2617 (R32)



556 or 564



776



560



529



516



689



726



688



557



637



536



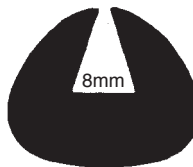
753



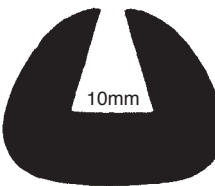
567




683



1017



1026



*All sections are approximately 1:1 scale*



**542**

**551**

**571**

**545**

**526**

**526/1**

**717**

**718**

**747**

**748**



**539**

**540**

**550**

**695**

**796**

**517**

**1090**

**704**

**575**

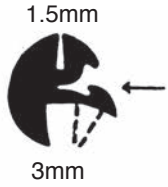
**866**



# Extruded EPDM Rubber Sections GLAZING CHANNELS & 'H' STRIPS



All sections are approximately 1:1 scale



**780 (Use 781 Locking Strip)**



**781 Locking Strip**



**928 (Use 929 Locking Strip)**



**929 Locking Strip**



**1204 (Use 929 Locking Strip)**



**778 (Use 779 Locking Strip)**



**779 Locking Strip**



**1059 (Use 779 Locking Strip)**



**904 H. Strip (Black)**



**904/1 H. Strip (White)**



**942 H. Strip**



**1244 H. Section**



**1130 H. Strip**












**743 Sealing Strip**



**553 H. Strip**











All sections are approximately 1:1 scale









	552
	740
	576
	537
	534
	518
	513
	721
	512
	522
	520
	538
	535


### BOAT STRIPS










	554
	625
	649
	920
	777
	782
	530
	1032









### BEADING STRIPS

	659
	648
	616
	789
	546
	647
	559
	650










*All sections are approximately 1:1 scale*

	<b>723</b>
	<b>742</b>
	<b>746</b>
	<b>684</b>
	<b>583</b>
	<b>701</b>
	<b>620</b>

	<b>503</b>
	<b>733</b>
	<b>654</b>
	<b>588</b>
	<b>562</b>
	<b>515</b>
	<b>950</b>
	<b>643</b>

**CABINET STRIPS**

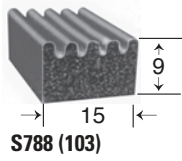
**TANK STRAPS**

	<b>528</b>		<b>715</b>
	<b>532</b>		<b>734</b>
	<b>597</b>		<b>736</b>
	<b>617</b>		





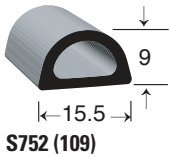
# Extruded EPDM Sponge Sections with adhesive backing



9mm x 15mm Sponge Ribbed Ext with Acrylic Foam Tape

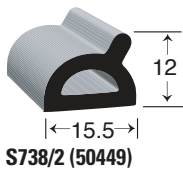
Coil Size

100m



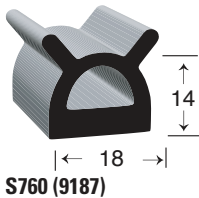
9mm x 15.5mm Sponge D Ext with Acrylic Foam Tape

100m



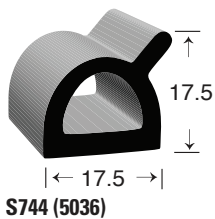
12mm x 15.5mm Sponge D Ext with 3M Heat Activated Tape

100m



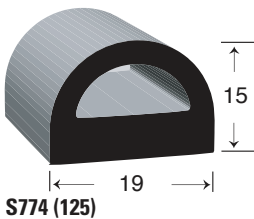
18mm x 14mm Sponge D Ext with Acrylic Foam Tape

50m



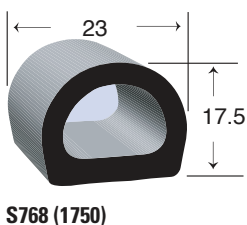
17.5mm x 17.5mm Sponge D Ext with 3M Heat Activated Tape

152.4m



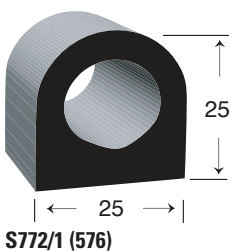
15mm x 19mm Sponge D Ext with Acrylic Foam Tape

50m



17.5mm x 23mm Sponge D Ext with Acrylic Foam Tape

30m



25mm x 25mm Sponge D Ext with Acrylic Foam Tape

30m

Minimum order quantities apply.



## Cord

Part Number	DESCRIPTION mm
S733	4
S548	4.8
S606	6.4
S623	7
S617	8
S689	9
S151	10
S137	13
S546	14.5
S158	19
S715	22
S634	25
S740	28

## Quad

Part Number	DESCRIPTION A mm B mm
S123	16 16
S124	16 13
S125	13 13
S126	13 8

## Rectangle & Square

Part Number	DESCRIPTION A mm Bmm
S544	6 5
S161	8 3
S141	9.5 8
S152	10 5
S186	10 10
S154	11 11
S156	13 3
S146	13 5
S130	13 6
S734	13 8
S150	13 10
S512	13 13
S549	16 13
S162	16 16
S131	18 5
S157	18 10
S163	19 6
S550	19 13
S400	19 19
S136	22 13
S139	22 22
S166	25 1.5
S165	25 3
S164	25 5
S179	25 6
S321	25 10
S135	25 13
S529	25 19
S655	25 25
S167	32 3
S781	32 5
S169	32 25
S160	38 3
S526	38 5
S603	38 6
S168	38 13
S381	38 19
S382	38 25
S545	44 6
S547	48 6
S183	50 6
S551	50 12.5

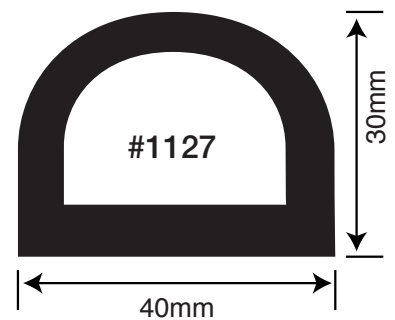
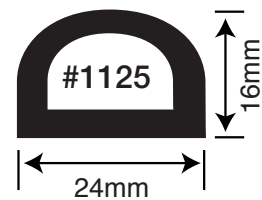
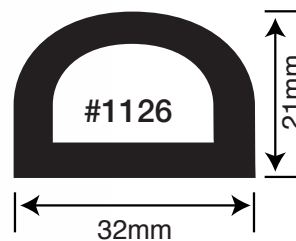
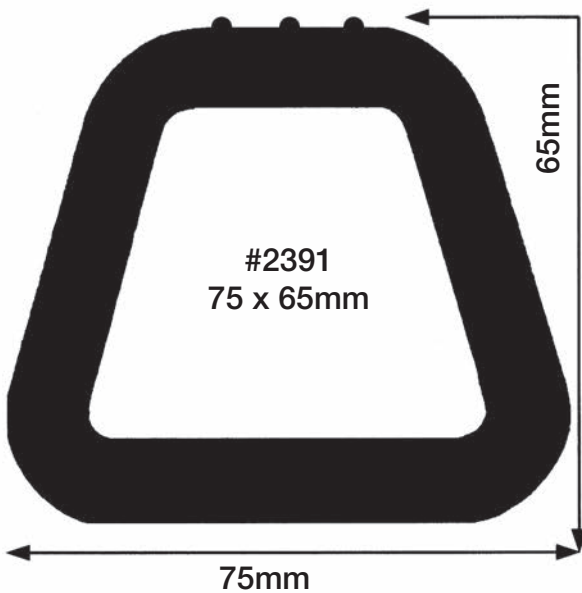
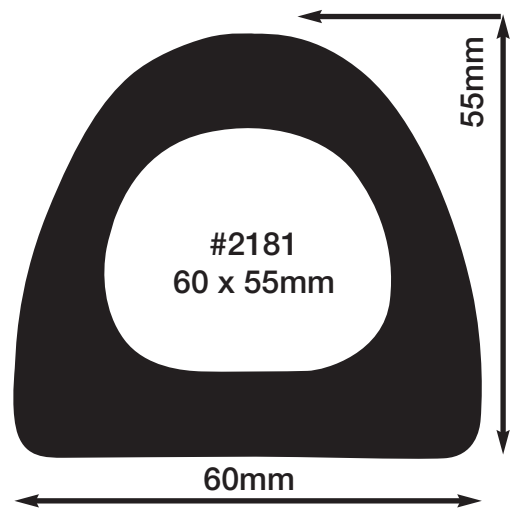
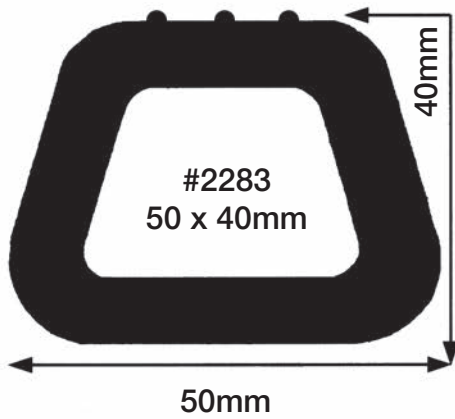
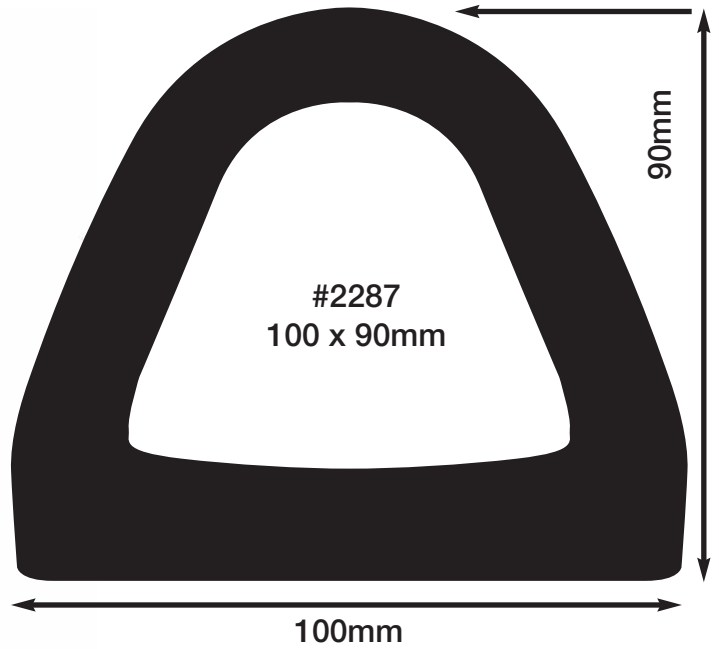
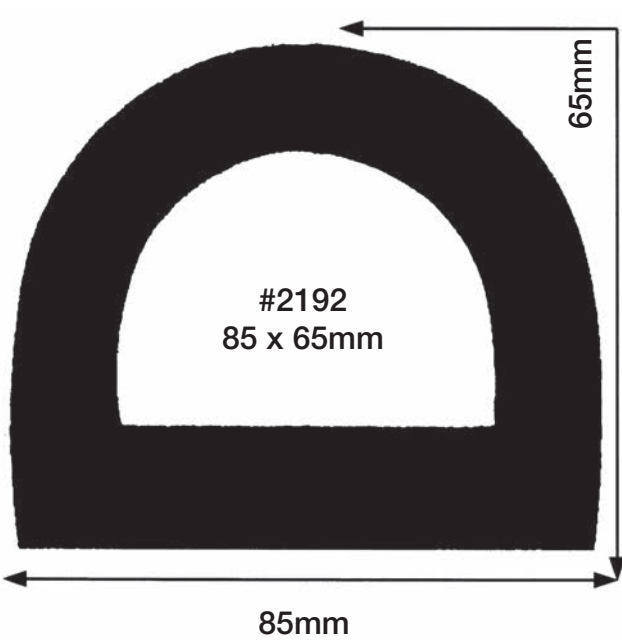
## Irregular

Part Number	DESCRIPTION mm mm
S127	16 x 6 Centre Lip
S133	18 x 5 Centre Lip
S145	8 x 6 x 6 Wedge
S147	Twin Peaks
S148	L Section
S155	16 x 13 Channel
S171	16 x 6 End Lip
S173	13 x 13 Arrowhead
S184	Door Seal
S185	Door Seal
S315	Door V Seal
S542	Keyhole
S622	19 x 19 With Hole
S783	Bulb Seal
S789	25 x 6 Bullnose

Profiles above not to scale



# Docking Rubbers Available in Black and White



Minimum order quantities apply.



## Neoprene Rubber Tubing



CODE NO.	I.D.		WALL
T552	3mm	x	1.5mm
T515	4mm	x	1.5mm
T509	5mm	x	1.5mm
T471	6.5mm	x	1.5mm
T540	8mm	x	1.5mm
T541	10mm	x	1.5mm
T575	13mm	x	1.5mm

CODE NO.	I.D.		WALL
T510	3.5mm	x	2.5mm
T559	5mm	x	2.5mm
T542	6.5mm	x	2.5mm
T481	8mm	x	2.5mm
T555	10mm	x	2.5mm
T573	13mm	x	2.5mm
T557	6.5mm	x	3mm

## Pure Gum Natural Rubber Cord



CODE NO.	DIAMETER
E1287	3mm
E1295	4mm
E1278	5mm
E1279	6.5mm
E1292	8mm
E1280	10mm

CODE NO.	DIAMETER
E1281	13mm
E1299	16mm
E1293	19mm
E1313	22mm
E1282	25mm
E1452	32mm

**SOLID CORD ALSO  
AVAILABLE IN  
EPDM  
NITRILE  
NEOPRENE  
SILICONE**

## Chair Tips - Natural Rubber



ORC NO.	DESCRIPTION	COLOUR	PART NO.
M4770	6mm ID	Black	CT06B
M4770/1	6mm ID	Ivory	CT06W
M4771	9mm ID	Black	CT09B
M4771/1	9mm ID	Ivory	CT09W
M4772	12mm ID	Black	CT12B
M4772/1	12mm ID	Ivory	CT12W
M4773	16mm ID	Black	CT16B
M4773/1	16mm ID	Ivory	CT16W
M4774	19mm ID	Black	CT19B
M4774/1	19mm ID	Ivory	CT19W
M4775	22mm ID	Black	CT22B
M4775/1	22mm ID	Ivory	CT22W

ORC NO.	DESCRIPTION	COLOUR	PART NO.
M4776	25mm ID	Black	CT25B
M4776/1	25mm ID	Ivory	CT25W
M4777	28mm ID	Black	CT28B
M4777/1	28mm ID	Ivory	CT28W
M4778	32mm ID	Black	CT32B
M4778/1	32mm ID	Ivory	CT32W
M4779	35mm ID	Black	CT35B
M4779/1	35mm ID	Ivory	CT35W
M4780	38mm ID	Black	CT38B
M4780/1	38mm ID	Ivory	CT38W

*Minimum order quantities apply.*

## Orange Natural Rubber Tubing (Traditionally known as Surgical Tubing) Coil Size 15m



CODE NO.	I.D.	O.D.	Wall Thickness	CODE NO.	I.D.	O.D.	Wall Thickness
T3	2mm	3.2mm	0.6mm	T24	14mm	20mm	3mm
T4	2.5mm	4.1mm	0.8mm	T52	5mm	11mm	3mm
T6	3mm	4.6mm	0.8mm	T53	5mm	13mm	4mm
T8	4mm	5.6mm	0.8mm	T54	6.5mm	12.5mm	3mm
T9	4.5mm	6.5mm	1mm	T55	6.5mm	16.5mm	5mm
T10	5mm	8mm	1.5mm	T56	8mm	14mm	3mm
T10B	5mm	9mm	2mm	T57	8mm	13mm	2.5mm
T11A	6.5mm	9.5mm	1.5mm	T59	9mm	19mm	5mm
T11B	6.5mm	11.5mm	2.5mm	T64	5mm	10mm	2.5mm
T12	7mm	9mm	1mm	T66	11mm	21mm	5mm
T14	8mm	11mm	1.5mm	T68	8mm	20mm	6mm
T15	8mm	12mm	2mm	T69	10mm	23mm	6.5mm
T16	9mm	13mm	2mm	T70	13mm	19mm	3mm
T16A	10mm	13mm	1.5mm	T300	19mm	25mm	3mm
T17	10mm	15mm	2.5mm	T302	13mm	26mm	6.5mm
T19	11mm	16mm	2.5mm	T304	8mm	16mm	4mm
T20	13mm	18mm	2.5mm	T305	13mm	23mm	5mm
T21	16mm	24mm	4mm	T310	16mm	22mm	3mm
T22	10mm	16mm	3mm				

## Red Natural Rubber Tubing (Traditionally known as Gas Tubing) Coil Size 15m



CODE NO.	I.D.	O.D.	Wall Thickness	CODE NO.	I.D.	O.D.	Wall Thickness
T71	3mm	6mm	1.5mm	T96	8mm	14mm	3mm
T72	5mm	8mm	1.5mm	T97	13mm	19mm	3mm
T73	6.5mm	9.5mm	1.5mm	T98	3mm	8mm	2.5mm
T74	6.5mm	11.5mm	2.5mm	T99	5mm	11mm	3mm
T75	8mm	11mm	1.5mm	T100	3mm	9mm	3mm
T76	8mm	13mm	2.5mm	T102	7mm	10mm	1.5mm
T77	10mm	15mm	2.5mm	T103	4mm	7mm	1.5mm
T78	10mm	13mm	1.5mm	T105	8mm	18mm	5mm
T79	11mm	16mm	2.5mm	T106	25mm	30mm	2.5mm
T80	13mm	16mm	1.5mm	T108	6.5mm	16.5mm	5mm
T81	13mm	18mm	2.5mm	T111*	25mm	31mm	3mm
T82	16mm	21mm	2.5mm	T112	6mm	14mm	4mm
T85	6.5mm	12.5mm	3mm	T115	22mm	28mm	3mm
T86	19mm	24mm	2.5mm	T116	11mm	17mm	3mm
T87	16mm	22mm	3mm	T119	16mm	26mm	5mm
T88	19mm	25mm	3mm	T121	11mm	21mm	5mm
T89	8mm	16mm	4mm	T124	32mm	42mm	5mm
T93	10mm	16mm	3mm	T126	10mm	23mm	6.5mm
T95	10mm	18mm	4mm	T523	22mm	27mm	2.5mm



MILLS ORMISTON RUBBER Pty Ltd has over 70 different types of stoppers in stock with one or two holes. Manufactured from natural rubber in sizes varying from 6mm to 102mm. We can also manufacture any size or specification to meet your needs.

Standard Hole sizes are as follows:  
 1 hole. 6.5mm diameter.  
 2 hole. M178, 4.5mm diameter.  
 2 hole. M179, 5.0mm diameter.  
 2 hole. M180, 5.5mm diameter.  
 2 hole. M181 6.5mm diameter.

PART NO.	BOTTOM DIA.	TOP DIA.	THICKNESS	PART NO.	BOTTOM DIA.	TOP DIA.	THICKNESS
M178	13mm	16mm	19mm	M129/2	41mm	48mm	25mm 2 holes
M178/1	13mm	16mm	19mm 1 hole	M130	48mm	54mm	25mm
M178/2	13mm	16mm	19mm 2 holes	M193	51mm	57mm	25mm
M179	16mm	19mm	19mm	M193/1	51mm	57mm	25mm 1 hole
M179/1	16mm	19mm	19mm 1 hole				6mm dia.
M179/2	16mm	19mm	19mm 2 holes	M193/2	51mm	57mm	25mm 2 holes
M180	19mm	22mm	19mm				6mm dia.
M180/1	19mm	22mm	19mm 1 hole	M488	54mm	60mm	25mm
M180/2	19mm	22mm	19mm 2 holes	M120	57mm	63mm	25mm
M181	21mm	24mm	22mm	M121	63mm	70mm	25mm
M181/1	21mm	24mm	22mm 1 hole	M122	70mm	76mm	25mm
M181/2	21mm	24mm	22mm 2 holes	M158	76mm	83mm	25mm
M182	22mm	25mm	25mm	M123	94mm	100mm	25mm
M182/1	22mm	25mm	25mm 1 hole	M124	102mm	108mm	25mm
M182/2	22mm	25mm	25mm 2 holes	M1365	29mm	37mm	27mm
M183	25mm	29mm	25mm	M243	33mm	43mm	38mm
M183/1	25mm	29mm	25mm 1 hole	M610	78mm	92mm	38mm
M183/2	25mm	29mm	25mm 2 holes	M696	83mm	89mm	38mm
M184	29mm	32mm	25mm	M1837	21mm	32mm	43mm
M184/1	29mm	32mm	25mm 1 hole	M1836	17mm	24mm	44mm
M184/2	29mm	32mm	25mm 2 holes	M399	57mm	62mm	44mm
M185	32mm	38mm	32mm	M398	63mm	68mm	44mm
M185/1	32mm	38mm	32mm 1 hole	M397	67mm	71mm	44mm
M185/2	32mm	38mm	32mm 2 holes	M557	32mm	44mm	51mm
M186	35mm	44mm	32mm	M415	38mm	51mm	51mm
M186/1	35mm	44mm	32mm 1 hole	M415/1	38mm	51mm	51mm 1 hole
M186/2	35mm	44mm	32mm 2 holes				3mm dia.
M186/3	35mm	44mm	32mm 1 hole	M798A	6mm	10mm	14mm
			25mm dia.	M1265A	9mm	12mm	15mm
M192	44mm	51mm	25mm	M166	33mm	35mm	16mm 2 holes
M192/1	44mm	51mm	25mm 1 hole				7mm dia.
			6mm dia.	M166A	33mm	35mm	16mm no hole
M192/2	44mm	51mm	25mm 2 holes	M845	8mm	13mm	19mm
			6mm dia.	M171C	10mm	14mm	19mm
M1835	14mm	19mm	25mm	M171C/1	10mm	14mm	19mm 1 hole
M849	25mm	32mm	25mm	M82B	11mm	17mm	19mm
M128	38mm	44mm	25mm	M160	10mm	16mm	22mm
M128/1	38mm	44mm	25mm 1 hole	M1491	Special Stopper for Syphon Jar		
			6mm dia.				
M128/2	38mm	44mm	25mm 2 holes				
			6mm dia.				
M129	41mm	48mm	25mm				
M129/1	41mm	48mm	25mm 1 hole				

Minimum order quantities apply.





**PART NO. DESCRIPTION**


**BUFFERS, MOULDED**

M19C	Pin Buffer 14mm dia. Black
M20B	Seat Buffer 63mm long with 2 holes
M29A	Lav. Seat Buffer 22mm Black
M747	Mushroom Buffer 13mm dia. Head, 7mm dia. shank
M800	Mushroom Buffer 7mm dia. Head, 5mm dia. shank
M824/1	Suction Cup 25mm O.D.
M935	Mushroom Buffer 13mm dia. Head, 11mm dia. shank
M1660	Mushroom Buffer 19mm dia. Head, 10mm dia. shank
M2261	Flat Top Buffer 12mm dia. Head, 6mm dia. Shank
M3125	Pull Through Grommet to fit 5mm hole
M4746	Small Seat Buffer 13mm Black



**CRUTCH TIPS (Suction Type)**

M2016	22mm Crutch Tip, Suction Type
M2016/1	22mm Crutch Tip, Suction Type (Soft Quality)



**DOOR STOPS**

M1	38mm Hollow Type Door Stop, Black
M2	41mm Solid Buffer, Black
M3	29mm Solid Door Stops, Black



**LEAD-IN GROMMETS**

M174	Lead in Grommet 8mm ID
M174A	Lead in Grommet 10mm ID

**CONICAL ADAPTORS / GOOCH RUBBERS:**

M490	No. 2. 29mm ID top 19mm bottom 25mm deep
M148	No. 3. 32mm ID top 22mm bottom 32mm deep
M645	38mm ID top 25mm bottom 32mm deep
M149	No. 4. 41mm ID top 29mm bottom 38mm deep



**RUBBER POLICEMAN:**

M3323	Large 6mm ID x 9mm OD x 35mm long
M3322	Small 5mm ID x 8mm OD x 35mm long



**SILICON WINE BUNGS / STOPPERS**

M4978	Recess & 2 holes
M4978/1	Recess No holes
M4978/2	Solid. No holes , No recess



*Minimum order quantities apply.*

## Trolley Bumpers White Natural Rubber



CODE No.	DESCRIPTION	TYPE
M3491/1	FCO 50 x 19 Corner Bumper	Glue On
M3295	FCO 75 x 25 Corner Bumper	Steel Insert
M3280	FCO 65 x 25 Corner Bumper	Steel Insert
M3298/2	RCW 100mm OD x 20mm Th x 19mm Rd ID	Parallel Bumper
M3794/8	TCW 125mm OD x 20mm Th x 19mm Rd ID	Tapered Bumper
M3794	TCW 125mm OD x 20mm Th x 25mm Rd ID	Tapered Bumper
M3794/2	TCW 125mm OD x 20mm Th x 25mm Sq ID	Tapered Bumper
M3794/10	TCW 125mm OD x 20mm Th x 32mm Rd ID	Tapered Bumper
M3794/5	TCW 125mm OD x 20mm Th x 32mm Sq ID	Tapered Bumper
M3794/1	TCW 125mm OD x 20mm Th x 38mm Rd ID	Tapered Bumper
1343	XHD 25mm x 20mm	White Extrusion

Minimum Order Quantities apply.



## Bath, Basin & Waste Plugs



NO	DESCRIPTION	COLOUR
<b>BATH &amp; BASIN PLUGS "STANDARD" - PINNED &amp; RINGED</b>		
M4784	BPS25R - 25MM (1")	RED
M4785	BPS29R - 29MM (1-1/8")	RED
M4786	BPS32R - 32MM (1-1/4")	RED
M4787	BPS35R - 35MM (1-3/8")	RED
M4788	BPS38R - 38MM (1-1/2")	RED
M4789	BPS41R - 41MM (1-5/8")	RED
M4790	BPS43R - 43MM (1-11/16")	RED
M4791	BPS45R - 45MM (1-3/4")	RED
M4792	BPS51R - 51MM (2")	RED
M4793	BPS54R - 54MM (2-1/8")	RED
M4794	BPS57R - 57MM (2-1/4")	RED
M4795	BPS61R - 61MM (2-3/8")	RED
M4796	BPS64R - 64MM (2-1/2")	RED

### MULTI FITTING - LIGHT GREY

#### PINNED & STAINLESS STEEL RINGED

M4798	BPUSRG - Small (Basin & Spa)	GREY
M4797	BPULRG - Large (Bath & Sink)	GREY

### WASTE DISPOSAL PLUG (NAVAL GREY)

M4800	WP100G - 100MM (4")	GREY
-------	---------------------	------



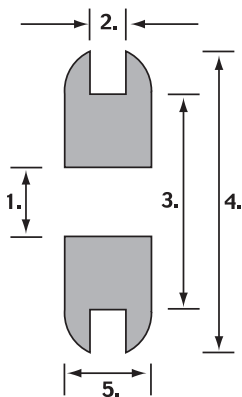


PART NUMBER	PROFILE	GROMMET ID	WALL / PLATE THICKNESS	HOLE DIAMETER	GROMMET OD	TOTAL GROMMET THICKNESS
CODE		1	2	3	4	5
A13	Lampholder	10.32	9.53	15.88	18.26	12.70
A7	Offset	3.18	1.59	11.11	15.08	9.53
A6	Rounded	9.53	1.59	12.70	17.46	7.94
A8	Square	6.35	0.79	9.53	15.88	5.95
A154	Standard	3.18	0.79	8.73	11.11	6.35
A2	Standard	5.56	1.59	7.14	11.11	4.76
A1	Standard	5.56	1.19	7.94	11.11	3.97
A4	Standard	7.14	1.59	12.70	15.08	7.94
A3	Standard	7.14	1.59	11.11	15.88	6.35
A148	Standard	7.94	1.59	10.32	15.88	6.35
A9	Standard	9.53	1.19	3.57	17.46	7.14
A5	Standard	9.53	1.59	12.70	15.88	6.35
A136	Standard	12.70	1.59	17.46	20.64	7.94
A133	Standard	15.88	1.59	20.64	24.61	8.33
A115	Standard	15.88	2.38	25.40	29.37	7.94
A116	Standard	19.05	2.38	26.99	31.75	7.14
A14	Standard	25.40	1.59	34.93	41.28	7.94
A21	Standard	Blanking	1.59	7.14	10.72	4.76
A24	Standard	Blanking	1.59	12.70	17.07	6.35
A11	Standard	Blanking	1.19	14.29	17.46	7.94
A26	Standard	Blanking	1.59	15.08	20.24	6.35
A27	Standard	Blanking	1.59	19.05	25.40	6.35

Grommet sizes are available in all combinations listed on this chart.

**Please note: - All tooling is of Imperial measurements.  
Chart dimensions have been converted to metric.**

*Minimum order quantities apply.*



Lamp Holder Grommet



Offset Grommet




Square Grommet



# Coded Grommets Natural Rubber



1		2								3				DIMENSIONAL DATA	
GROMMET ID		WALL / PLATE THICKNESS & CODE								HOLE DIAMETER				4	5
CODE	SIZE	0.79	1.19	1.59	2.38	3.18	4.76	6.35	9.53	CODE	SIZE	CODE	SIZE	OD	ADD TO PLATE THICKNESS
4	3.18	C	D	E						8	6.35	10	7.94	11.11	3.97
5	3.97	C	D	E						8	6.35	10	7.94	11.11	3.97
6	4.76	C	D	E						8	6.35	10	7.94	11.11	3.97
7	5.56	C	D	E	G	J				12	9.53	14	11.11	14.29	3.97
8	6.35	C	D	E	G	J				12	9.53	14	11.11	14.29	3.97
9	7.14	C	D	E	G	J				12	9.53	14	11.11	14.29	3.97
10	7.94	C	D	E	G	J						14	11.11	14.29	3.97
12	9.53			E	G	J	N	R	Z	16	12.70	18	14.29	19.05	3.97
14	11.11			E	G	J	N	R	Z	16	12.70	18	14.29	19.05	3.97
16	12.70			E	G	J	N	R	Z	20	15.88	24	19.05	23.81	3.97
20	15.88			E	G	J	N	R	Z			24	19.05	23.81	3.97
24	19.05			E	G	J	N	R	Z	28	22.23	32	25.40	33.34	5.56
28	22.23			E	G	J	N	R	Z			32	25.40	33.34	5.56
32	25.40			E	G	J	N	R	Z			40	31.75	41.28	5.56
36	28.58			E	G	J	N	R	Z			40	31.75	41.28	5.56
40	31.75			E	G	J	N	R	Z			48	38.10	50.80	6.35
44	34.93			E	G	J	N	R	Z			48	38.10	50.80	6.35
48	38.10				G	J	N	R	Z			56	44.45	63.50	6.35
52	41.28				G	J	N	R	Z			56	44.45	63.50	6.35
56	44.45					J	N	R	Z			64	50.80	73.03	6.35
60	47.63					J	N	R	Z			64	50.80	73.03	6.35
64	50.80					J	N	R	Z			76	60.33	85.73	6.35
96	76.20					J						112	88.11	107.95	7.94



### HOW TO ORDER CODED GROMMETS

Require a grommet to suit a 12.7mm cable or rod passing through it and to suit a plate width or thickness of 3.18mm with the plate having a drilled hole of 19.05mm, is available from the above chart and should be ordered under the code of 16J24.

This grommet would have an outside diameter of 23.81mm and a total thickness of 7.15mm.

*Minimum order quantities apply.*



The photographs shown here display the manufacturing flexibility of Mills Ormiston Rubber Pty Ltd. Most of the items belong to individual customers and are for display purposes only and are not for sale. If the reader has an interest in any of the items shown please contact us so we can put you in contact with the product owner.



Suction Foot



Extruded EPDM  
Door Seals



Cable Protector



Bush



Syphon Jar Stoppers



Suction Cups



Handle Grips



Electrical Interior  
Rubber Moulded



Conical Adaptors



Pull Through Grommets



Suction Cups



Electrical Interior  
Superohm Moulded



Suction Cups and Buffers



Lead-in Grommet



Vacuum Cleaner Seal



Electrical Interior  
DMC Moulded



Pin Buffers



Handle Grip



Square Bushes



Electrical Cable Interior






Silicone Insulator



Concrete Forming



Recoil Pad



Door and Window Wedges



White Extrusions



Squeegee Section



Poppet Valve Rubber to Metal Moulding



Walking Stick Rubber



Poppet Assembly Valve



Seat Buffer



Black and White Docking Rubbers



EMU Stoppers




PU Coated Glass Channels in Aluminium Section



PU Coated Extrusion



EPDM Sponge Extrusion



Warning Light Holder



Dual Hardness EPDM Extrusion Sponge and Solid



EPDM Sponge Extrusion



Pinchweld



Electrical Switch Cover and Dust Boot



Characteristic	NR	SBR	IIR	EPDM	NBR	HNBR	CR	CSM	ACM	PU	Q	MFQ	FKM
Hardness range Shore A	30-90	35-95	30-80	30-90	30-95	45-90	30-90	45-90	50-90	55-95	30-85	40-80	45-95
Tensile strength without fillers	1	5	4	5	5	4	3	5	5	2	3	3	4
Tensile strength filler-reinforced	1	2	3	3	2	1	2	3	3	1	3	3	3
Elongation at break	1	2	2	3	2	2	2	3	3	2	3	3	3
Resilience-Rebound	1	5	5	2-3	2	2	2-3		4	3	3-4	2	2-3
Impact resilience	2	3	5	3	3	3	3	4	5	3	3	3	5
Abrasion resistance	2	2	3	3	2	2	2	3	4	1	4	4	4
Tear-growth resistance	2	3	3	3	3	2	2	4	4	3	5	5	4
Compression set at -40 °C	3	3	5	4	5	5	5	5	5	5	3	3	5
Compression set at +20 °C	2	3	4	3	3	2	3	5	3	3	2	2	2
Compression set at +100 °C	5	5	2	2	5	2	4	5	5	5	1	1	1
Temperature resistance from/to in °C	-40 +70	-30 +80	-30 +90	-35 +120	-20 +80	-50 +140	-30 +90	-10 +90	-5 +150	-40 +80	-60 +200	-55 +175	-20 +200
Low temperature flexibility	2	3	2	2	3	3	3	5	5	4	1	1	5
Ageing resistance	3	3	2	1	3	1	2	2	2	2	1	1	1
Weather resistance	5	3	2-3	1	4-5	3	2		1	2-3	1	1	1
Resistance to ozone	4	4	2	1	3	1	2	2	2	2	1	1	1
Resistance to fuels	5	5	5	5	1	1	2	2	1	1	5	1	1
Resistance to lubricating oils	5	5	5	5	1	1	2	2	1	1	3	1	1
Aliphatic hydrocarbons	5	5	5	5	1-2	1-2	4		1	2-3	5	3	1
Aromatic hydrocarbons	5	5	5	5	3	4	5		3-4	2-3	5	3	1
Resistance to acids	3	3	2	2	3	3	2	2	5	5	5	5	1
Resistance to bases	3	3	2	2	3	3	2	2	5	5	5	5	1
Resistance to hot water	3	2	1	1	3	2	3	3	5	5	5	5	2
Gas permeability	5	4	1	4	2	2	3	3	3	1	5	5	2
Water swell resistance	1	1	1	1	2	2	3-4		5	4	1	1	2
Adhesion to metals	1	2	2	3	1-2		2		3	2	1-2	4	3

1 = Excellent    2= Very good    3=Good    4=Fair    5=Poor    Blank=Information not available or conflicting

- |             |                                 |            |                               |
|-------------|---------------------------------|------------|-------------------------------|
| <b>NR</b>   | Natural Rubber                  | <b>CSM</b> | Chlorosulfonated Polyethylene |
| <b>SBR</b>  | Styrene-butadiene Rubber        | <b>ACM</b> | Polyacrylate Rubber           |
| <b>IIR</b>  | Butyl Rubber                    | <b>PU</b>  | Polyurethane Rubber           |
| <b>EPDM</b> | Ethylene-propylene Rubber       | <b>Q</b>   | Silicone Rubber               |
| <b>NBR</b>  | Butadiene-acrylo-nitrile Rubber | <b>MFQ</b> | Fluorosilicone Rubber         |
| <b>HNBR</b> | Hydrogenated nitrile Rubber     | <b>FKM</b> | Fluorocarbon                  |
| <b>CR</b>   | Chloroprene Rubber              |            |                               |

\* The above table is provided as a general purpose guide only. It is not intended to be and should not be taken as advice or as a recommendation. In all circumstances, customers should undertake their own specific tests in the application and environment that the rubber part will be used to determine ultimate suitability and fitness for purpose.



**TABLE 13 - STANDARD CROSS-SECTIONAL TOLERANCES**

For outside diameters, inside diameters, wall, width, Height, and general cross-sectional dimensions of extrusions

RMA Class	1 High Precision	2 Precision	3 Precision
RMA Drawing Designation	E1	E2	E3
<b>Dimensions (in Millimeters)</b>			
Above - Up To	±	±	±
0 - 1.5	0.15	0.25	0.40
1.5 - 2.5	0.20	0.35	0.50
2.5 - 4.0	0.25	0.40	0.70
4.0 - 6.3	0.35	0.50	0.80
6.3 - 10	0.40	0.70	1.00
10 - 16	0.50	0.80	1.30
16 - 25	0.70	1.00	1.60
25 - 40	0.80	1.30	2.00
40 - 63	1.00	1.60	2.50
63 - 100	1.30	2.00	3.20
<b>Dimensions (in Inches)</b>			
Above - Up To	±	±	±
0 - .06	0.006	0.010	0.015
.06 - .10	0.008	0.014	0.020
.10 - .16	0.010	0.016	0.027
.16 - .25	0.014	0.020	0.031
.25 - .39	0.016	0.027	0.039
.39 - .63	0.020	0.031	0.051
.63 - .98	0.027	0.039	0.063
.98 - 1.57	0.031	0.051	0.079
1.57 - 2.48	0.039	0.063	0.098
2.48 - 3.94	0.051	0.079	0.126

Note: Tolerances on dimensions above 100mm (3.94) should be agreed upon by supplier and user.  
 General cross-sectional dimensions below 1mm (0.04) are impractical.  
 In general, softer materials and those requiring a post cure need greater tolerances.

**TABLE 36 - IRREGULAR & CORED CROSS-SECTIONAL TOLERANCES**

For irregular and cored shapes of extruded, expanded, closed-cellular rubber.

Class 1 tolerances in table below are recommended only for high volume, tight products for automotive applications.

RMA Class	1*	2	3
RMA Drawing Designation	BEC 1	BEC 2	BEC 3
<b>Millimeters (Metric)</b>			
Above - Included	±	±	±
0 - 6.3	0.40	0.50	0.63
6.3 - 12.5	0.63	1.00	1.25
12.5 - 25.0	1.25	2.00	2.50
25.0 - 40.0	2.00	3.20	4.00
40.0 and over multiply by	0.06	0.08	0.10
<b>Inches</b>			
Above - Included	±	±	±
0 - .25	0.016	0.020	0.025
.25 - .50	0.025	0.040	0.050
.50 - 1.0	0.050	0.080	0.100
1.0 - 1.6	0.080	0.125	0.160
1.6 and over multiply by	0.060	0.080	0.100

\* Class 1 tolerances should not be applied to the softer grades of material -- below 63 kPa (9 psi) compression deflection.



## **Mills Ormiston Rubber Pty Ltd**

44-80 Sinclair Road, Dandenong  
Victoria 3175 AUSTRALIA

**Telephone +61 (3) 9706 7399 Facsimile +61 (3) 9706 7114**



**[sales@millsormistonrubber.com.au](mailto:sales@millsormistonrubber.com.au)**

**[www.millsormistonrubber.com.au](http://www.millsormistonrubber.com.au)**